

Homework for Senior Infant Classes: Ms Slattery/ Ms Porter

Week 20th to 24th of April 2020


Hi all,

Hope everyone is keeping well and enjoyed the beautiful weather over the Easter holidays. This is a plan for schoolwork for the coming week. Please don't feel you have to do everything that is on the list. These are difficult times and it is unusual for both teachers and children to be working in this way especially when English is not your first language. Do the best you can and enjoy this new challenge.


Language/ Speaking	<p>Theme: Farm Animals/ Pets</p> <ul style="list-style-type: none">• Look at the word mat attached and say the name of the animals• Compose simple sentence based on each animal e.g. The cow is big/ small. The sheep is _____. The cat is _____. The pig is pink. The cow is _____. I like/ I don't like the _____. I have seen a _____. My favourite is _____. A horse lives in a stable.• For some extra ideas click on the link below for a language lesson. Go to Unit 1 Oral Language (Interactives and Resources). Next go to the Oral Language Poster. Click on "story mode" and "explore mode" and away you go. https://www.gillexplore.ie/gill-explore-resources/over-the-moon-junior-infants-skills-book?Chapters=0&ResourceTypes=11535
Reading	<ol style="list-style-type: none">1. Read pages 16, 17, 18, 19 of The Wrong Car2. Say what happens on each page in your own words and say three sentences about each picture.3. Practise the new words for this week – be an again his4. Spell out these words. Write these words on a pieces of paper and mix them up. Look at the first letter of each word and make the sound to help you figure out the word. Do you know the word?5. If you don't have your book click on this link and you can get your book online for free. https://my.cjfallon.ie/preview/student/2702 Click on this link and put in your email address and it will take you directly to the book.6. Read along with the audio books listed below. Click on the links and they will take you directly to the books. If you have any difficulty go to the Oxford Free eBook Library website. Click on "all books" and go levels. Scroll down and click on Oxford Level 2. You will find the books there. https://www.oxfordowl.co.uk/home/reading-site/find-a-book/library-page?view=image&query=&type=book&age_group=&level=oxford+level+1%2B&level_select=oxford+level+1%2B&book_type=&series=# <ol style="list-style-type: none">1. A Dog's Day2. An Odd Bug3. Ant and the Baby4. Dad can you do this?
Written Work	<ul style="list-style-type: none">• Do pages attached based on the farm animals theme. Enjoy and do what you can. If you can't print them it's no problem write out on a sheet of paper or in a copy.

*The **Duolingo App** is excellent for improving your English and it's free. If you have downloaded it you can send me a photo of your progress so far. Please contact me at geraldine.slattery@stitaloughrea.com to let me know how you are getting on.

Farm Animals



cow




pig



dog



cat



duck




goose



donkey



horse



sheep



turkey



goat



chicken

Pets Word Mat



snail



spider



lizard



chipmunk



chicken



hamster



budgie



dog



rat



mouse



tortoise



fish



parrot



cat



snake




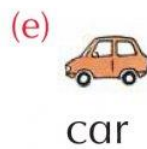

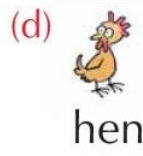



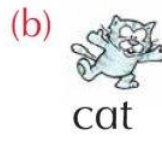

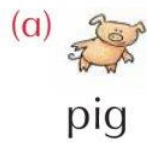
guinea pig



rabbit

More than One


Add **s** to each word to make more than one.



Wordsearch


Ring the words.

x	p	m	h	e	n	r
x	m	p	i	g	t	l
x	c	a	t	p	n	m
s	m	d	u	c	k	n
r	d	o	g	h	p	l



On the Farm

Colour.



We live on a farm.




Talk about it.

1. Name all the animals in the picture.
2. What is a baby cow called?
3. Which animal gives us wool?
4. Which baby animal would you like as a pet?
5. Which animal gives us milk?
6. Name the object that does not belong.

A. Match and colour.



cow
lamb
cat
pup




B. Write.



k _____



p _____




c _____



l _____

C. Finish each sentence.

1. The cow has a  c _____.

2. The dog has a  p ____.

3. The sheep has a  l _____.

4. The cat has a  k _____.

D. Write and colour.

The k _____ likes milk.



A. Trace. Write.

il

Two sets of handwriting lines. The first set shows a lowercase 'i' being traced on the first line, followed by three vertical lines for the letter 'l'. The second set is identical but without the tracing letters.

B. Write the letter i. Read the words.



p _ g

6

s _ x



p _ n



l _ p



h _ ll



w _ nd



C. Match and write.

pig
hill
pin
lip
six
wind



— i —
— i —
— i —
h i l l
— i —
— i —

D. Write.

- Jack and Jill went up the  h _ _ _ .
- The  p _ _ is very fat.